


# Domekt R 500 H

Maximal air flow, m <sup>3</sup> /h	617
Panel thickness, mm	50
Unit weight, kg	86
Supply voltage, V	1~230
Maximal operating current, A	HE 7,3
Thermal efficiency of heat recovery, %	85
Reference flow rate, m <sup>3</sup> /s	0,120
Reference pressure difference, Pa	50
SPI, W/(m <sup>3</sup> /h)	0,32
Filters dimensions B×H×L, mm	540×260×46-M5
Electric power input of the fan drive at reference flow rate, W	73
Electric power input of the fan drive at maximum flow rate, W	180
Electric air heater capacity, kW / Δt, °C	1 / 6,4
Control panel	C6.1 / C6.2
Maintenance space, mm	950



The photo is intended for informational purposes only, exact details may vary.

## Acoustic data

A-weighted sound power level  $L_{WA}$ , dB(A) at reference flow rate

Supply inlet	59
Supply outlet	68
Exhaust inlet	59
Exhaust outlet	68
Casing	48

A-weighted sound pressure level  $L_{pA}$ , dB(A)

10 m<sup>2</sup> normally isolated room, distance from casing – 3 m.

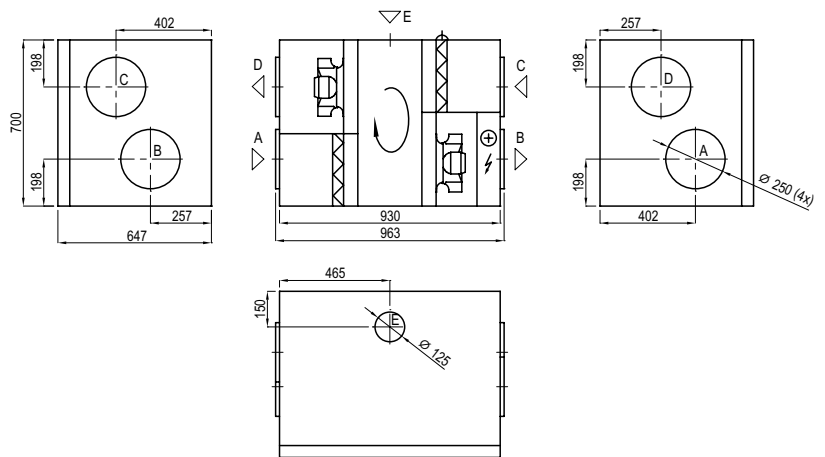
Surroundings	37
--------------	----

## Temperature efficiency

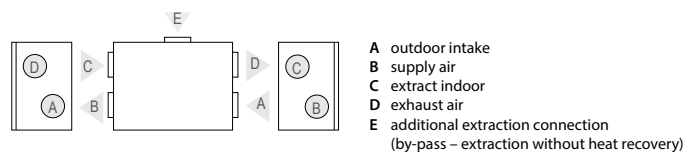
Outside temperature, °C	Winter					Summer		
	-23	-15	-10	-5	0	25	30	35
After heat exchanger, °C	14,0	15,5	16,3	17,2	18,1	22,5	23,4	24,3

indoor +22°C, 20 % RH

Shown as right (R1)

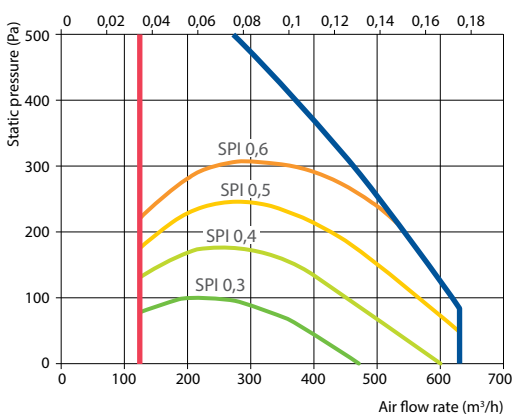


Shown as left (L1)



## Performance

Unit with standard equipment



## Accessories (p. 108)

Closing damper	AGUJ-M-250+LF230/LM230
Silencer	A/D AGS-250-50-600-M B/C AGS-250-50-900-M
Water heater	DH-250
PPU	PPU-HW-3R-15-0,63-W1

2-way valve (water heater)	VVP47.10-0,63
Air heater-cooler	DCW-0,5-3 / DHCW-250
2-way valve (water cooler)	VVP47.15-2,5
DX cooler	DCF-0,5-3