

Verso R 3000 F

Nominal air flow according to ErP 2018, m ³ /h	3440
Panel thickness, mm	50
Unit weight, kg	289
Supply voltage HE, V	3~400
Supply voltage HW, V	3~400
Maximal operating current HE, A	19,9
Maximal operating current HW, A	7,1
Filters dimensions BxHxL, mm	560x540x96
Electric power input of the fan drive at maximum flow rate, W	780
Electric air heater capacity, kW / Δt, °C	9/7,3
Control panel	C5.1
Maintenance space, mm	600



The photo is intended for informational purposes only, exact details may vary.

Acoustic data

A-weighted sound power level L_{WA}, dB(A)
at nominal flow rate

Supply inlet	72
Supply outlet	85
Exhaust inlet	72
Exhaust outlet	85
Casing	60

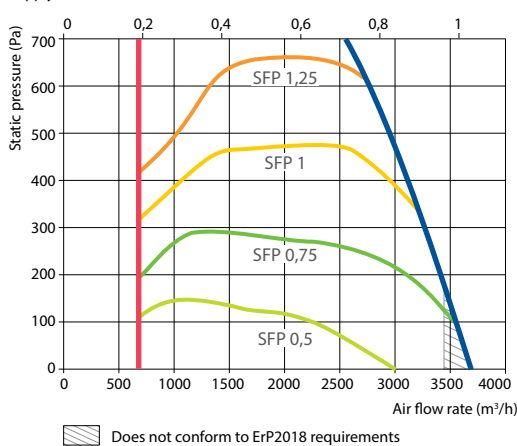
A-weighted sound pressure level L_{PA}, dB(A)

10 m² normally isolated room, distance from casing – 3 m.

Surroundings	49
--------------	----

Performance

Supply air filter F7, exhaust air filter M5



Temperature efficiency

Outside temperature, °C	Winter					Summer		
	-23	-15	-10	-5	0	25	30	35
After heat exchanger, °C	12,4	14,1	15,2	16,2	17,3	22,6	23,7	24,8

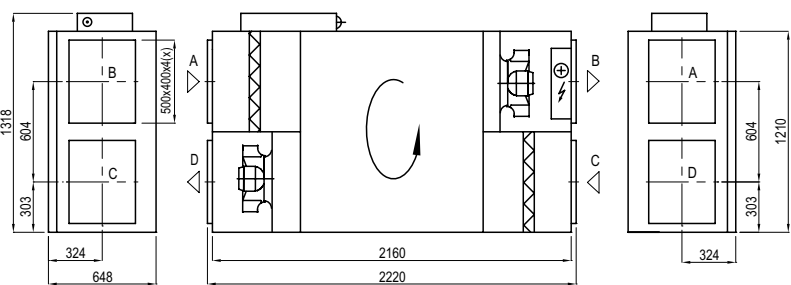
indoor +22°C, 20% RH

Hot water air heater (SVK)*

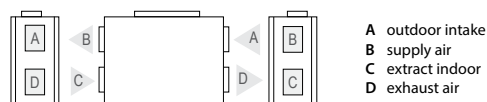
Water temperature in/out, °C	Winter		
	80/60	70/50	60/40
Capacity, kW	11,1	11,1	11,1
Flow rate, dm ³ /h	493	490	488
Pressure drop, kPa	9,3	9,4	9,5
Temperature in/out, °C	12,4 / 22,0		
Maximal capacity, kW	26,8	21,8	16,7
Connection, "	½		

* option

Shown as right (R1)



Shown as left (L1)



Accessories (p. 108)

Closing damper	SRU-M-500x400+LF24/LM24
Silencer	A/D STS-IVR3BA-600-400-700-S
	B/C STS-IVR3BA-600-400-1250-S
Water heater	SVK-700x400-2R
PPU	PPU-HW-3R-15-1.6-W2
Air heater-cooler	DCW-3,0-20
2-way valve	VVP45.25-6.3+SSB61
DX cooler	DCF-3,0-20-2
Cooling unit	2xMOU-36HFN6-KA8243