

RHP 1300 U

Nominal air flow, m ³ /h	1200
Panel thickness, mm	50
Unit weight, kg	260
Supply voltage, V	3~400
Maximal operating current, A	18,2 (RHP 8.1/6.6)
Maximal operating current, A	20,5 (RHP 9.2/7.6)
Filters dimensions B×H×L, mm	750×400×46
Electric power input of the fan drive at maximum flow rate, W	253
Electric air heater capacity, kW / Δt, °C	2/4,6
Refrigerant R134 A, kg	3,1
Control panel	C5.1
Maintenance space, mm	800



The photo is intended for informational purposes only, exact details may vary.

Acoustic data

A-weighted sound power level L_{WA} , dB(A)
at reference flow rate

Supply inlet	64
Supply outlet	78
Exhaust inlet	64
Exhaust outlet	76
Casing	56

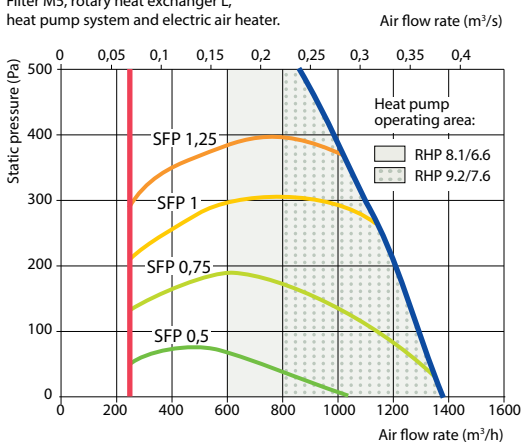
A-weighted sound pressure level L_{pA} , dB(A)

10 m² normally isolated room, distance from casing – 3 m.

Surroundings	45
--------------	----

Performance

Filter M5, rotary heat exchanger L, heat pump system and electric air heater.

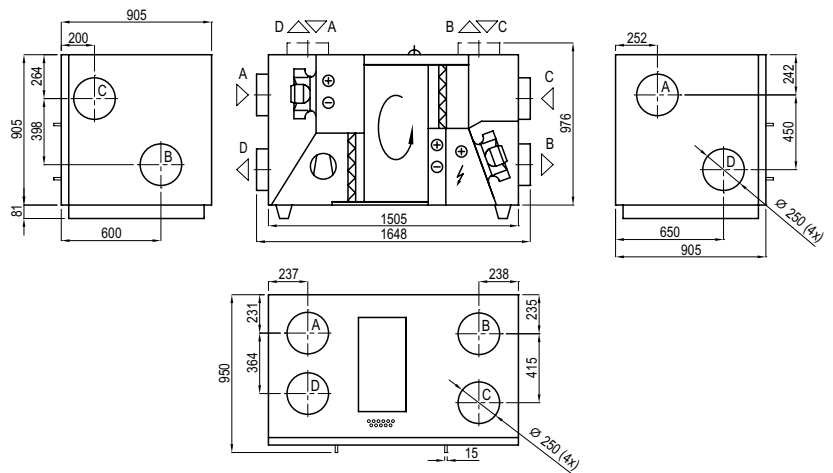


Temperature efficiency

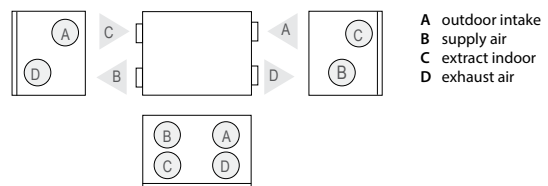
Outside temperature, °C	Winter					Summer		
	-23	-15	-10	-5	0	25	30	35
After heat exchanger, °C	14,5	15,8	16,7	17,5	18,3	22,5	23,3	24,2

indoor +22°C, 20 % RH.

Shown as right (R1)



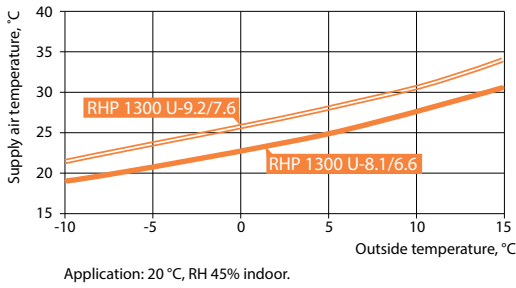
Shown as left (L1)



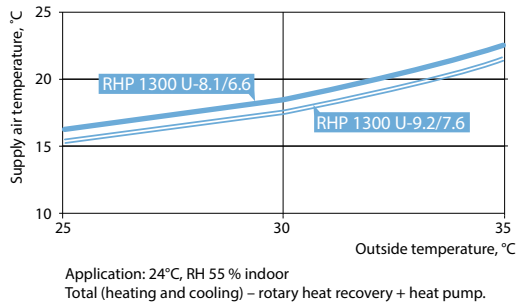
Accessories (p. 108)

Closing damper	AGUJ-M-250+LM24
Silencer	A/D AGS-250-50-600-M
	B/C AGS-250-50-900-M

Heating mode



Cooling mode



Heat pump parameters

	RHP 1300 U-8.1/6.6					RHP 1300 U-9.2/7.6				
	Heating			Cooling		Heating			Cooling	
Outdoor temperature, °C	7	2	-7	35	27	7	2	-7	35	27
Outdoor air related humidity, %	86	84	74	40	45	86	84	74	40	45
Indoor air temperature, °C	20	20	20	27	21	20	20	20	27	21
Indoor air related humidity, %	50	50	45	40	50	50	50	45	40	50
Supply air temperature, °C	26,4	24,6	21,3	19,70	13,80	28,5	26,4	22,9	18,50	13,10
Heat pump heating/cooling power, kW	3,69	3,4	2,8	3,67	3,57	4,55	4,13	3,46	4,4	4,36
Heat pump heating/cooling power consumption, kW	0,8	0,69	0,7	0,94	0,84	1,15	1,09	0,92	1,37	1,2
System SCOP ^{1,2,3} , Average climate / System SEER ^{1,2,3}	12,9			4,65		9,6			4,62	
COP/EER	4,43	4,91	3,89	3,98	5,10	3,83	3,7	3,75	3,42	3,69

¹ Rotary heat exchanger wave size "L"
² Rotary heat exchanger + heat pump
³ According to EN 14825 standart