

RHP 800 U

Nominal air flow, m ³ /h	800
Panel thickness, mm	50
Unit weight, kg	255
Supply voltage, V	3~400
Maximal operating current, A	14,8 (RHP 5.3/4.7)
Maximal operating current, A	16,1 (RHP 6.1/5.8)
Filters dimensions B×H×L, mm	750×400×46
Electric power input of the fan drive at maximum flow rate, W	127
Electric air heater capacity, kW / Δt, °C	2 / 6,9
Refrigerant R134 A, kg	3,1
Control panel	C5.1
Maintenance space, mm	800



The photo is intended for informational purposes only, exact details may vary.

Acoustic data

A-weighted sound power level L_{WA} , dB(A)
at reference flow rate

Supply inlet	59
Supply outlet	72
Exhaust inlet	59
Exhaust outlet	69
Casing	51

A-weighted sound pressure level L_{pA} , dB(A)

10 m² normally isolated room, distance from casing – 3 m.

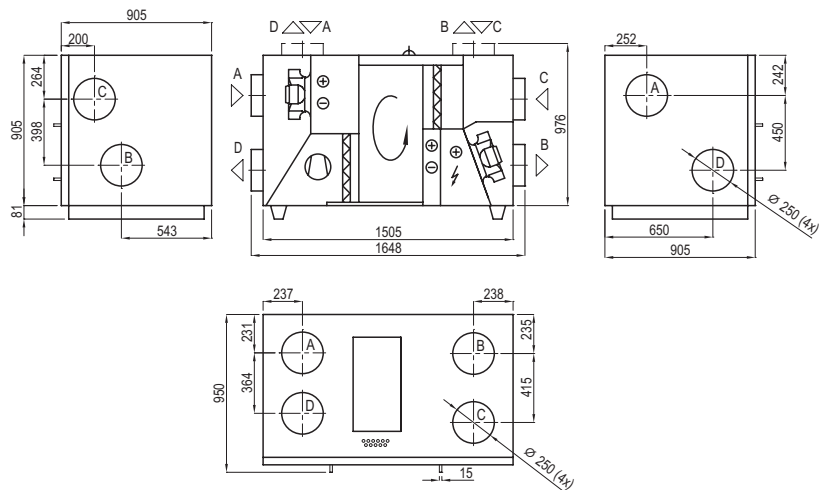
Surroundings	40
--------------	----

Temperature efficiency

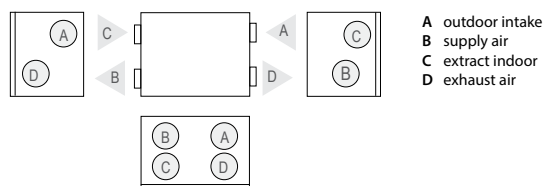
Outside temperature, °C	Winter					Summer		
	-23	-15	-10	-5	0	25	30	35
After heat exchanger, °C	15,5	16,7	17,4	18,1	18,8	22,4	23,2	23,9

indoor +22°C, 20 % RH.

Shown as right (R1)

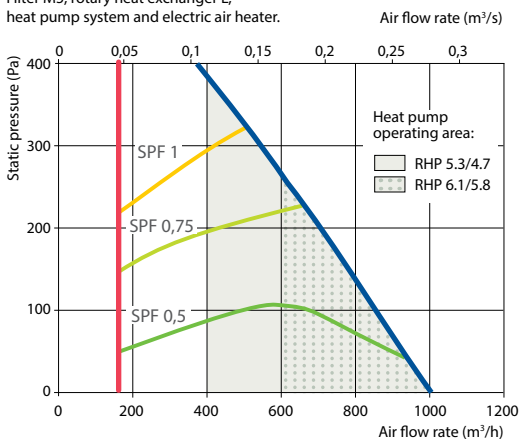


Shown as left (L1)



Performance

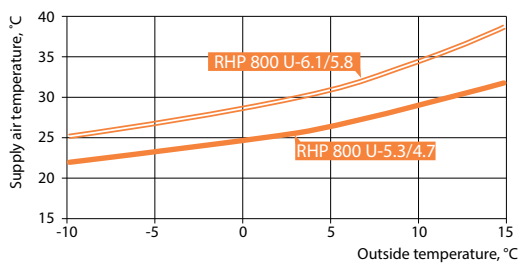
Filter M5, rotary heat exchanger L,
heat pump system and electric air heater.



Accessories (p. 108)

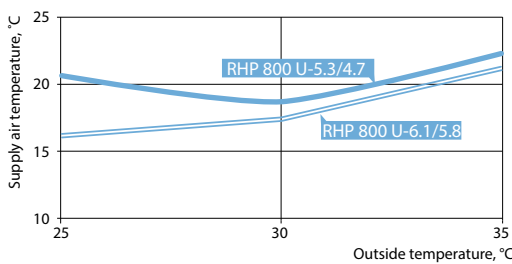
Closing damper	AGUJ-M-250+LM24
Silencer	A/D AGS-250-50-600-M
	B/C AGS-250-50-900-M

Heating mode



Application: 20 °C, RH 45% indoor.

Cooling mode



Application: 24°C, RH 55 % indoor
Total (heating and cooling) – rotary heat recovery + heat pump.

Heat pump parameters

	RHP 800 U-5.3/4.7					RHP 800 U-6.1/5.8				
	Heating			Cooling		Heating			Cooling	
Outdoor temperature, °C	7	2	-7	35	27	7	2	-7	35	27
Outdoor air related humidity, %	86	84	74	40	45	86	84	74	40	45
Indoor air temperature, °C	20	20	20	27	21	20	20	20	27	21
Indoor air related humidity, %	50	50	45	40	50	50	50	45	40	50
Supply air temperature, °C	29,3	27,4	23,5	17,4	11,6	32,9	30,4	26,5	15,6	10,6
Heat pump heating/cooling power, kW	2,45	2,26	1,82	2,38	2,45	3,19	2,89	2,44	2,95	2,91
Heat pump heating/cooling power consumption, kW	0,56	0,54	0,44	0,69	0,59	0,85	0,8	0,66	1,05	0,91
System SCOP ^{1,2,3} , Average climate / System SEER ^{1,2,3}	12,7			4,65		9,4			4,6	
COP/EER	4,28	4,08	4,05	3,53	4,03	3,63	3,53	3,67	2,85	3,24

¹ Rotary heat exchanger wave size "L"
² Rotary heat exchanger + heat pump
³ According to EN 14825 standart