


# Domekt S 650 F

Maximal air flow, m <sup>3</sup> /h	642
Panel thickness, mm	50
Unit weight, kg	35
Reference flow rate, m <sup>3</sup> /s	0,125
Reference pressure difference, Pa	50
SPI, W/(m <sup>3</sup> /h)	0,15
Filters dimensions BxHxL, mm	371x235x46-M5
Electric power input of the fan drive at reference flow rate, W	63
Electric power input of the fan drive at maximum flow rate, W	172
Control panel	C5.1
Maintenance space, mm	300



The photo is intended for informational purposes only, exact details may vary.

## Acoustic data

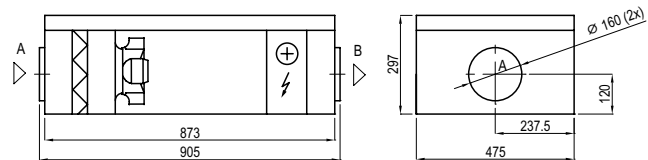
**A-weighted sound power level  $L_{WA}$ , dB(A)**  
at reference flow rate

Supply inlet	63
Supply outlet	69
Casing	41

**A-weighted sound pressure level  $L_{PA}$ , dB(A)**

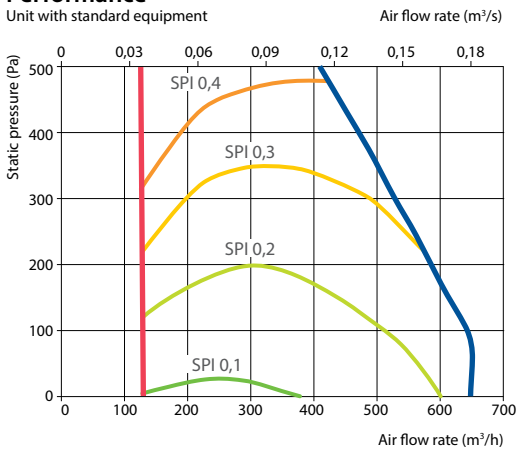
10 m<sup>2</sup> normally isolated room, distance from casing – 3 m.

Surroundings	30
--------------	----



## Performance

Unit with standard equipment



## Technical data

Supply air handling unit	Supply voltage, V	Air heater capacity, kW	Maximal operating current, A	$\Delta T$ , °C
Domekt S 650 F-HE/3	1~230	3,0	14,7	13
Domekt S 650 F-HE/6	3~400	6,0	10,4	26

## Accessories (p. 108)

Closing damper	AGUJ-M-160+LF24/LM24
Silencer	A AGS-160-50-600-M
	B AGS-160-50-900-M
PPU	-
Air heater-cooler	DCW-0,7-5
2-way valve	VVP47.15-2,5+SSP61
DX cooler	DCF-0,7-5
Cooling unit	MOU-18HFN6+KA8243