



## testo 770 · Clamp meter

Startup instructions



## Power ON / OFF

---

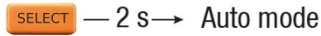
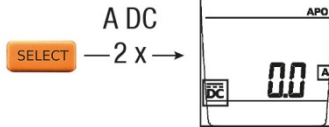
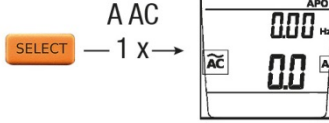


## A - Current

### Auto mode



### Manual mode

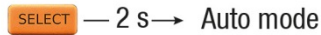
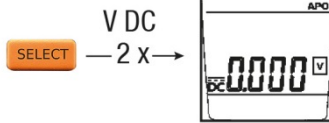
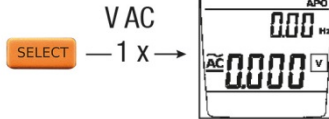


## V - Voltage

### Auto mode



### Manual mode

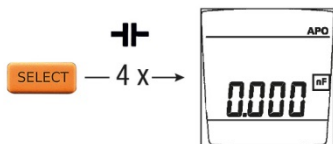
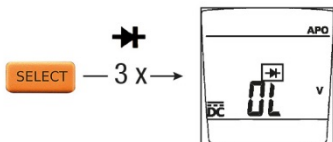
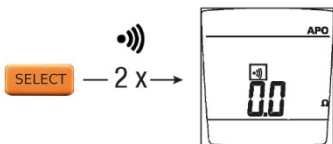
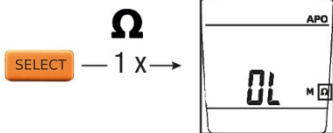


$\Omega$  /  $\bullet$ ) /  $\rightarrow$  /  $\dashv$

Auto mode  
(testo 770-3)



Manual mode  
testo 770-1/-2



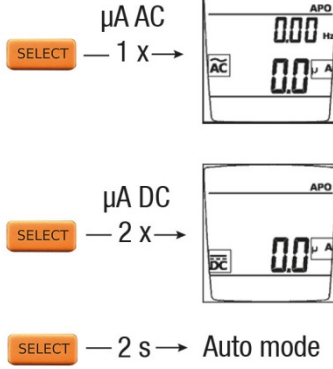
SELECT — 2 s → Auto mode

# $\mu\text{A}$ (testo 770-2/-3)

## Auto mode

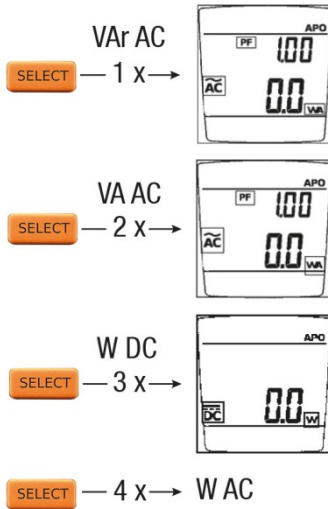


## Manual mode

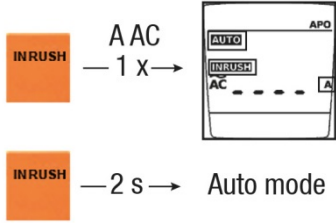


# W, PF, VA, VAR (testo 770-3)

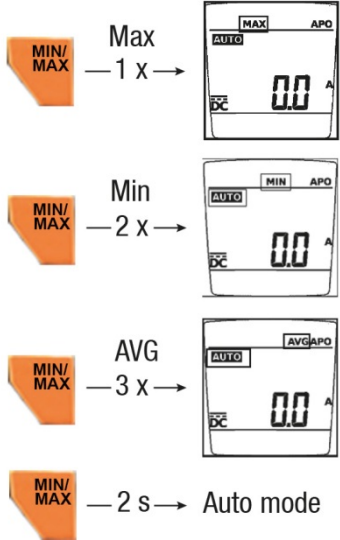
## W AC



## Inrush



## Min/Max/AVG



°C / °F (0590 0021)

---



**ZERO** — 2 s →  
°C/°F



**ZERO** — 2 s → Auto mode  
°C/°F

APO off

---

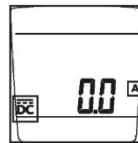


Press  
and  
hold

**HOLD**

+

Power  
ON



## Bluetooth and testo Smart Probes App (testo 770-3)

---



Press  
and  
hold



+

Power  
ON

→



Free download  
testo Smart Probes App



Requires iOS 8.3 / Android 4.3 or later,  
plus mobile end device with Bluetooth® 4.0









