

EF 103 EASY FIT

Self Contained Ice Machine up to 108 kg

Item #:
Project:
Quantity:



FEATURES

- Produces granular shape ice flakes, 80% hardness.
- Electronically controlled operation, with self-diagnostic functions with external alarm lights providing operational information for early alert and fast diagnosis of operating issues.
- External Components constructed from corrosion-resistant stainless steel crafted for optimal aesthetic appeal through superior fit and finish.
- Ergonomically convenient, slanted & disappearing storage bin door.
- Front access for easier maintenance.
- Front-in, front-out airflow allows for built-in installations.
- PWD - Progressive Water Discharge: pumps excess residual water up to a distance of 15 meters.



EF 103 EASY FIT
Flake ice
Residual water content 25%

CONDENSING SYSTEM

Air cooled
Water cooled

INTERNAL BIN CAPACITY

30 kg

REFRIGERANT GAS

R404A

OPERATING REQUIREMENTS

	Minimum	Maximum
Air temperature	10°C	43°C
Water temperature	5°C	38°C
Water pressure	1 bar (14 psi)	5 bar (70 psi)
Electrical voltage	-10%	+10%

VOLTAGE V/Hz/ph

230/50/1

Certifications:



IMPORTANT NOTICE:
Models and specifications are subject to change without notice. This spec sheet is meant for commercial purpose only. For technical documentation please refer to our service manuals.

Download our free App Scotsman Ice
Apple store
Google play
Windows store



www.scotsman-ice.it
www.scotsman-ice.com

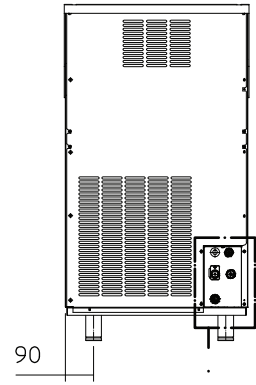
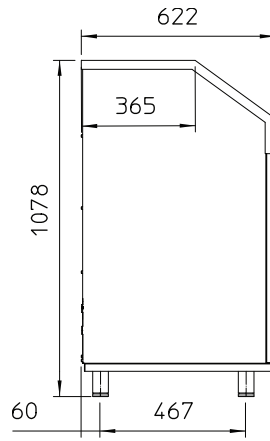
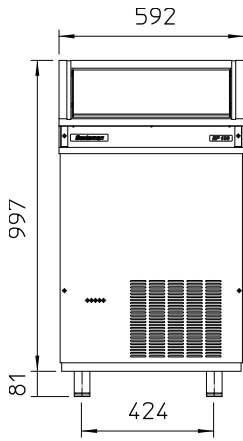
Self Contained Ice Machine up to 108 kg

EF 103 EASY FIT

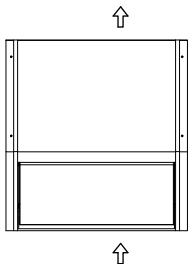
Self Contained Ice Machine up to 108 kg

Item #:
Project:
Quantity:

Self Contained Ice Machine up to 108 kg

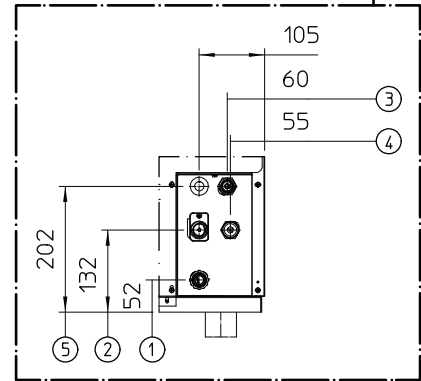


AIR FLOW



UNIT OF MEASUREMENT: mm

1. 13/16" WATER OUTLET
2. 3/4" GAS - WATER INLET
3. 3/4" GAS - WATER OUTLET
WATER COOLED UNIT ONLY
4. 3/4" GAS - WATER INLET
WATER COOLED UNIT ONLY
5. CORD SET



UNIT DATA		Compressor		Circuit wires		Max. fuse size		
		Version	Voltage	Btu/h	W	No.	Ømm ²	A
Size (W x D x H)	592 x 622 x 1078 mm	EF 103 AS	230/50/1	1535	450	3	1.5	10
Net weight	68 kg	EF 103 WS	230/50/1	1535	450	3	1.5	10
SHIPPING DATA								
Carton (W x D x H)	670 x 690 x 1180 mm							
Weight	76 kg							

Version	Condensation	Voltage	24 h ice production kg °C Amb. / °C Water			Energy consumption*		Water usage*	Instant power
			10°C/10°C	21°C/10°C	32°C/21°C	kWh/100 kg	kWh/24h	l/h	W
EF 103 AS	Air	230/50/1	105	102	80	11.2	10.0	3.3	470
EF 103 WS	Water	230/50/1	108	106	89	10.5	9.0	32.1	360

(*) Data refer to 32°C Amb. / 21°C Water temperature conditions